

## Installing EcoWin

### 1. Download EcoWin

a) Go to this web page:

<https://customers.reuters.com/a/support/technical/software/redownload/>

b) Enter this email and password and click on **Login**

email: biblioteca@iese.edu

Password: iese2009

Click on sign in.

c) Download Reuters EcoWin Pro 6.0

From the Software Download Page click on Reuters EcoWin Pro 6.0 “Next”.

It is not possible to download software via a pure BT Radianz (RXN) connection. Find out more...

ARE WE TICKING THE RIGHT BOXES?  
Your comments and suggestions are greatly appreciated  
CLICK TO LEAVE FEEDBACK

EXCELLENT  
 GOOD  
 POOR

**Download Form**  
Please confirm the Download and Installation Address for your chosen software.

Download Address:		Installation Address:	
Company Name:	<input type="text" value="IESE Business School"/>	Company Name:	<input type="text"/>
Name:	<input type="text" value="Carina Huguet"/>	Name:	<input type="text"/>
Address 1:	<input type="text" value="Av Pearson 21"/>	Address 1:	<input type="text"/>
Address 2:	<input type="text" value="Library"/>	Address 2:	<input type="text"/>
Address 3:	<input type="text"/>	Address 3:	<input type="text"/>
City:	<input type="text" value="Barcelona"/>	City:	<input type="text"/>
Postcode/Zip:	<input type="text" value="08034"/>	Postcode/Zip:	<input type="text"/>
Country:	<input type="text" value="Spain"/>	Country:	<input type="text" value="Spain"/>

Please enter any notes to support your request below:

Click on "copy".

Fill the Download form and click on "Continue to Download"

Designated terrorists, and specially designated national traffickers, nor are listed on the United States Department of Commerce Denied Persons Lists, Entities Lists or Unverified Parties list, or any other Government's list.

\* I will not download or otherwise transfer, export or re-export the software, directly or indirectly, to persons on the above-mentioned lists.

\* I will not use the software for, and will not allow the software to be used for, any purposes prohibited by United States law.

\* I will not use the software for proliferation activities (missile, chemical, biological, nuclear).

Click on "order status" to begin downloading EcoWin software

10 - Sign Out

### Download Reuters EcoWin Pro (6.0)

Thank you for your Software Download request. Your order number is: **362233**.

Your order has been automatically approved. You may proceed to the **order status** page to begin downloading your software.

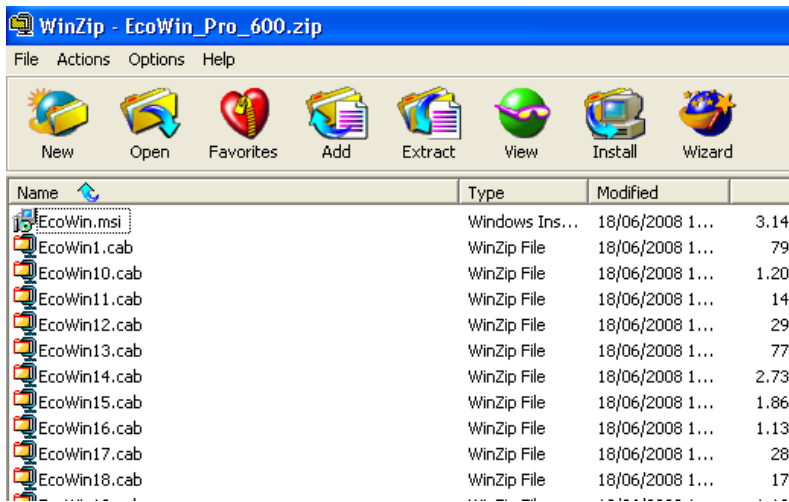
An email will also be sent to you with these instructions.

Once your download request is approved click on EcoWin Pro 600.zip from EMEA Site – EU and save it to your desktop.

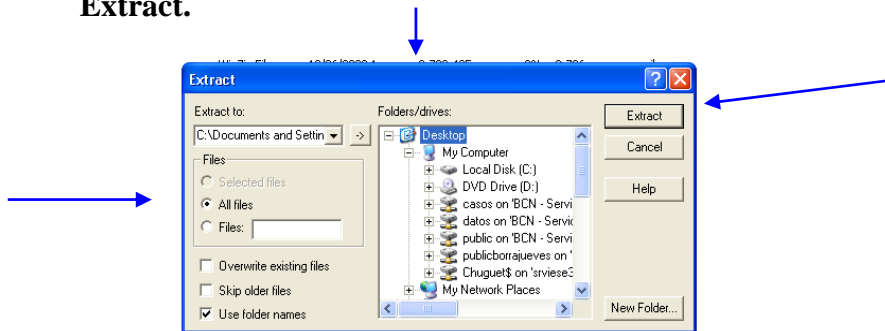
Download Location	File
American Site - USA	EcoWin Pro 600.zip (29.3 Mb) (MD5:15050704f81da0e8f61333680396cd0e)
EMEA Site - EU	EcoWin Pro 600.zip (29.3 Mb) (MD5:15050704f81da0e8f61333680396cd0e)

## 2. UnZip the Ecowin installation files

a) Right click on the downloaded file and choose Open with WinZip

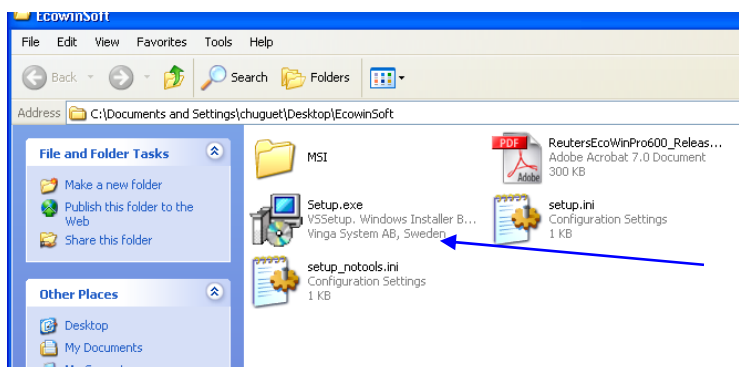


- b) Click on **Extract**. Select **All files**. In the **Folders/drivers** window, select **Desktop** and click on **New Folder**. Name the new folder “EcoWin” and click on **Extract**.



### 3. Install EcoWin

- a) Go to the EcoWin folder on the desktop and double click on **Setup.exe**



- b) The installation will start. Accept all default settings.  
 c) You can now delete the EcoWin folder from the Desktop  
 d) If you are not allowed to install EcoWin in your PC, please ask to the IESE Help Desk.

### 4. Using EcoWin for the first time

- a) Click on Start > Programs > EcoWin > EcoWin Pro

- b) When you access EcoWin for the first time, provide the following user details:  
Organisation: IESE  
User name: [biblioteca@iese.edu](mailto:biblioteca@iese.edu)
- c) Click on “Create a basic chart”.