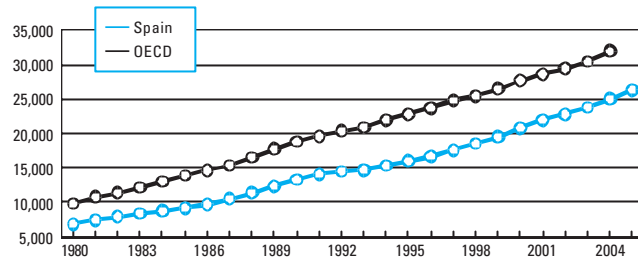


# Spain

## Key Indicators

Total population (millions), 2005.....	43.1
GDP (US\$ billions), 2005.....	1,126.6
GDP (PPP) as share of world total, 2005.....	1.78
GDP (PPP) per capita (US\$), 2005.....	26,320

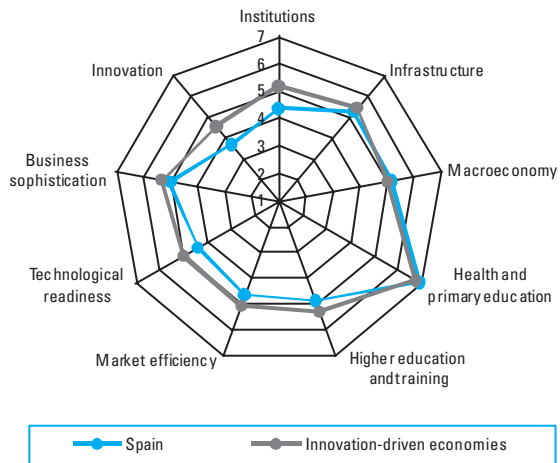
## GDP (PPP) per capita (US\$), 1980–2005



## Global Competitiveness Index

	Rank (out of 125 countries/economies)	Score (out of 7)
<b>2006–07</b> .....	<b>28</b> .....	<b>4.8</b>
2005–06 (out of 117 countries).....	28.....	4.8
<b>Basic Requirements</b> .....	<b>25</b> .....	<b>5.4</b>
1st pillar: Institutions.....	39.....	4.4
2nd pillar: Infrastructure.....	22.....	5.2
3rd pillar: Macroeconomy.....	24.....	5.1
4th pillar: Health and primary education.....	5.....	6.9
<b>Efficiency Enhancers</b> .....	<b>28</b> .....	<b>4.6</b>
5th pillar: Higher education and training.....	31.....	4.9
6th pillar: Market efficiency.....	36.....	4.6
7th pillar: Technological readiness.....	33.....	4.4
<b>Innovation Factors</b> .....	<b>30</b> .....	<b>4.3</b>
8th pillar: Business sophistication.....	27.....	5.0
9th pillar: Innovation.....	35.....	3.7

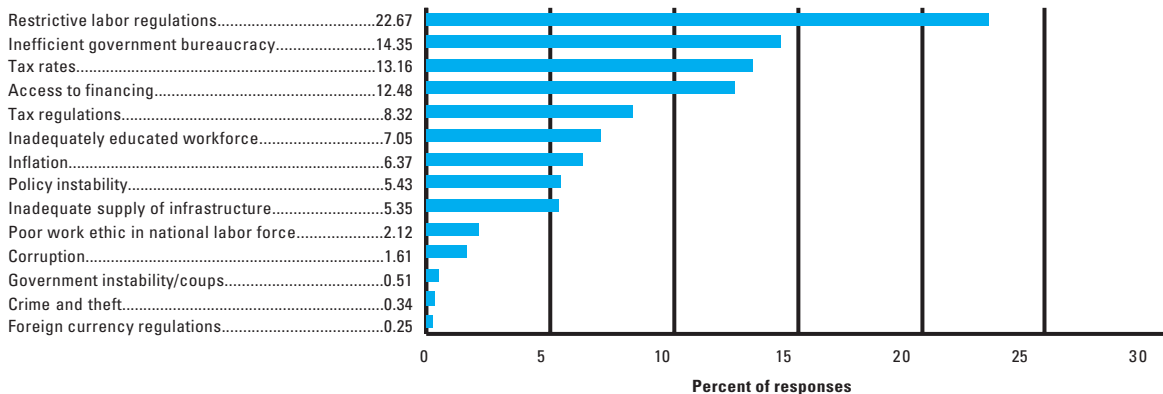
## Stage of development



## Business Competitiveness Index

	Rank (out of 121 countries/economies)
<b>Business Competitiveness Index</b> .....	<b>30</b>
Sophistication of company operations and strategy.....	31
Quality of the national business environment.....	31

## The Most Problematic Factors for Doing Business



Note: From a list of 14 factors, respondents were asked to select the five most problematic for doing business in their country/economy and to rank them between 1 (most problematic) and 5. The bars in the figure show the responses weighted according to their rankings.

## National competitiveness balance sheet

NOTABLE COMPETITIVE ADVANTAGES	Rank/125	NOTABLE COMPETITIVE DISADVANTAGES	Rank/125
<b>1st pillar: Institutions</b>		<b>1st pillar: Institutions</b>	
1.09	Reliability of police services.....22	1.08	Business costs of terrorism.....98
1.01	Property rights.....26	1.05	Favoritism in decisions of government officials.....77
1.12	Ethical behavior of firms.....27	1.07	Burden of government compliance.....68
<hr/>		1.04	Judicial independence.....64
<b>2nd pillar: Infrastructure</b>		1.11	Organized crime.....57
2.02	Railroad infrastructure development.....18	1.14	Protection of minority shareholders' interests.....56
2.03	Quality of port infrastructure.....23	1.10	Business costs of crime and violence.....52
2.04	Quality of air transport infrastructure.....23	1.15	Strength of auditing and accounting standards.....43
2.01	Overall infrastructure quality.....25	1.13	Efficacy of corporate boards.....38
<hr/>		1.02	Diversion of public funds.....36
<b>3rd pillar: Macroeconomy</b>		<b>3rd pillar: Macroeconomy</b>	
3.04	Interest rate spread (hard data).....7	3.06	Real effective exchange rate (hard data).....95
<hr/>		3.05	Government debt (hard data).....41
<b>5th pillar: Higher education and training</b>		<b>5th pillar: Higher education and training</b>	
5.01	Secondary enrollment (hard data).....3	5.04	Quality of math and science education.....82
5.05	Quality of management schools.....11	5.03	Quality of the educational system.....67
5.02	Tertiary enrollment (hard data).....14	5.07	Extent of staff training.....41
<hr/>		<b>6th pillar: Market efficiency</b>	
<b>6th pillar: Market efficiency</b>		6.12	Hiring and firing practices.....114
6.22	Soundness of banks.....11	6.13	Flexibility of wage determination.....87
6.19	Financial market sophistication.....22	6.01	Agricultural policy costs.....85
<hr/>		6.05	Time required to start a business (hard data).....80
<b>7th pillar: Technological readiness</b>		6.16	Pay and productivity.....72
7.05	Cellular telephones (hard data).....22	6.14	Cooperation in labor-employer relations.....70
<hr/>		6.03	Extent and effect of taxation.....65
<b>8th pillar: Business sophistication</b>		6.23	Local equity market access.....53
8.01	Local supplier quantity.....17	6.02	Efficiency of legal framework.....48
8.04	Extent of marketing.....23	6.07	Effectiveness of antitrust policy.....38
8.08	Value chain presence.....24	<hr/>	
8.07	Nature of competitive advantage.....27	<b>7th pillar: Technological readiness</b>	
<hr/>		7.02	Firm-level technology absorption.....56
<b>9th pillar: Innovation</b>		7.04	FDI and technology transfer.....39
9.04	Government procurement of technology products.....52	<hr/>	
9.01	Quality of scientific research institutions.....47	<b>8th pillar: Business sophistication</b>	
9.02	Company spending on research and development.....46	8.05	Control of international distribution.....42
9.03	University/industry research collaboration.....44	<hr/>	
9.05	Availability of scientists and engineers.....42	<b>9th pillar: Innovation</b>	